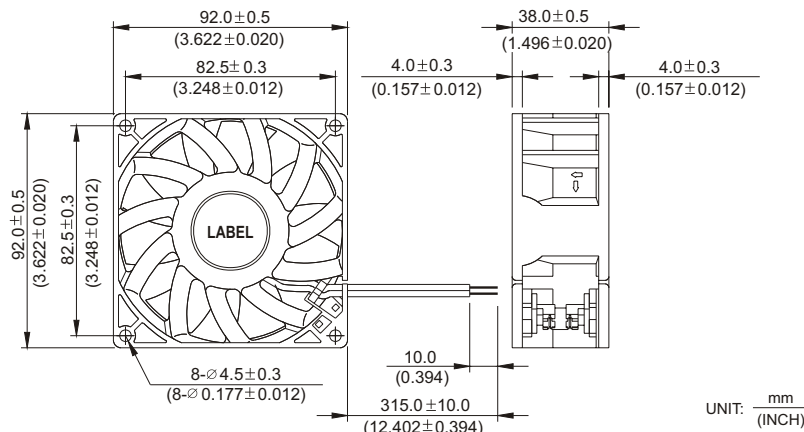


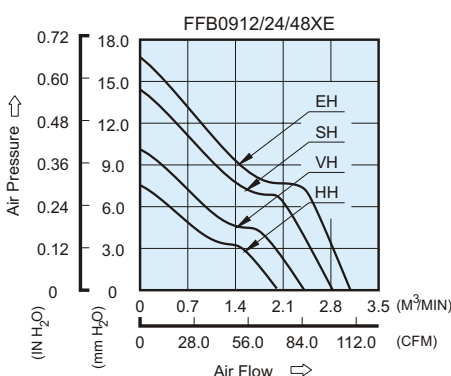
# FFB 92 x 92 x 38 MM SERIES

## DIMENSIONS DRAWING

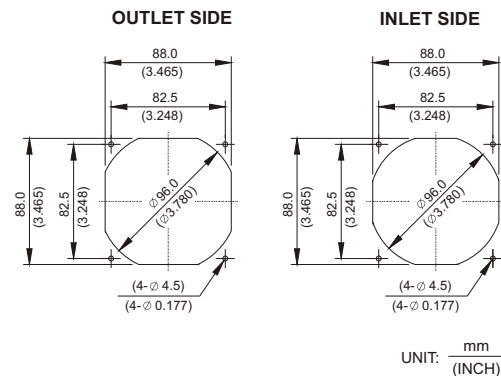


- \* Bearing Type  
Ball Bearings
- \* Material  
Impeller & Frame : Plastic (UL 94V-0)
- \* Lead Wires :  
UL 1007 AWG #24 OR Equivalent  
Red Wire Positive (+)  
Black Wire Negative (-)
- \* Weight : 198g (6.98 oz)

## P & Q CURVE (AT RATED VOLTAGE)



## MOUNTING PANEL CUTOUT



MODEL		Rated Voltage	Operating Voltage Range	Rated Current	Rated Input Power	Speed	Maximum Air Flow		Maximum Air Pressure		Noise
PART NO.	FUNCTION	VDC	VDC	Amp	Watt	R.P.M.	m <sup>3</sup> /min	CFM	mmH <sub>2</sub> O	IN H <sub>2</sub> O	dB-A
FFB0912HHE	-R00 / -F00	12	7.0 to 13.8	0.35	4.20	3200	2.030	71.69	7.58	0.298	42.5
FFB0924HHE	-R00 / -F00	24	14.0 to 27.6	0.18	4.32						
FFB0948HHE	-R00 / -F00	48	28.0 to 56.0	0.10	4.80						
FFB0912VHE	-R00 / -F00	12	7.0 to 13.8	0.50	6.00	3800	2.420	85.46	10.30	0.406	47.5
FFB0924VHE	-R00 / -F00	24	14.0 to 27.6	0.28	6.72						
FFB0948VHE	-R00 / -F00	48	28.0 to 56.0	0.14	6.72						
FFB0912SHE	-R00 / -F00	12	7.0 to 13.8	0.75	9.00	4400	2.840	100.29	14.53	0.572	52.5
FFB0924SHE	-R00 / -F00	24	14.0 to 27.6	0.40	9.60						
FFB0948SHE	-R00 / -F00	48	28.0 to 53.0	0.20	9.60						
FFB0912EHE	-R00 / -F00	12	7.0 to 13.8	1.00	12.00	4800	3.120	110.18	16.90	0.665	55.0
FFB0924EHE	-R00 / -F00	24	14.0 to 27.6	0.50	12.00						

- \* Function type is optional.
- \* The max. air flow and the speed are measured in free air ; max. air pressure is measured at zero air flow.
- \* Noise is measured in anechoic chamber in free air, one meter from intake side.
- \* All readings are typical values at rated voltage.
- \* Specifications are subject to change without notice.